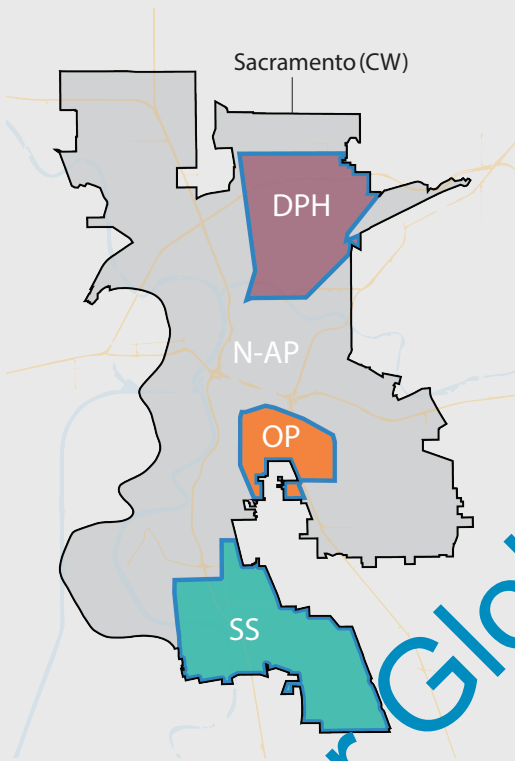


Advance Peace Sacramento Year One

July 2018 - June 2019

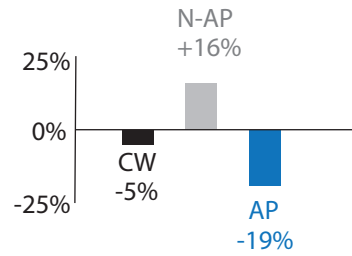


LEGEND

- C** City of Sacramento
- N-AP** Non-Advance Peace Areas
- AP** Advance Peace Intervention Areas
- DPH** Del Paso Heights
- O** Oak Park
- SS** South

Produced by the Institute of Urban and Regional Development | UC Berkeley | for more information contact jcorburn@berkeley.edu

Gun Assaults & Homicides

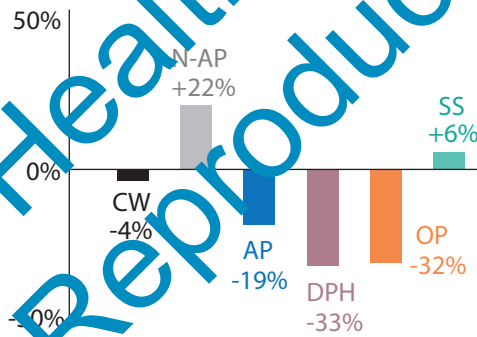


Percent change in gun homicides & assaults compared to 2014-2018 July-June average

19% ↓

In the first full year of the program, Advance Peace Intervention areas saw a 19% decrease in gun homicides and assaults compared to area averages from 2014-2018.

Gun Assaults

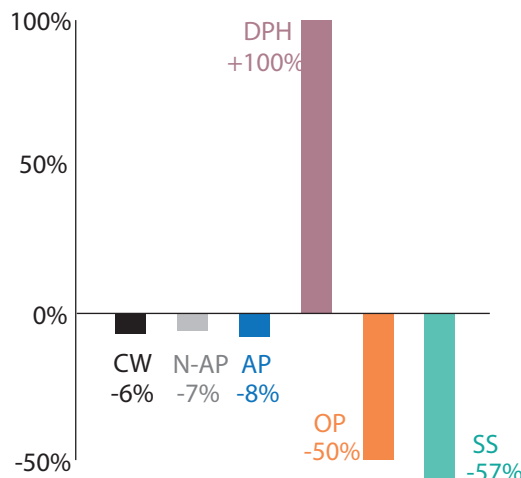


Percent change in gun assaults compared to 2014-2018 July-June average

19% ↓

Advance Peace areas saw a 19% decrease in gun assaults compared to the area averages from 2014-2018.

Gun Homicides



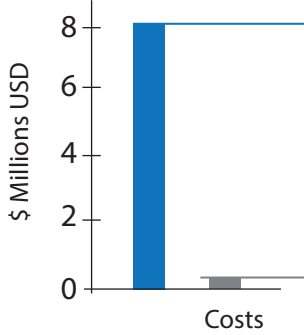
Percent change in gun homicides compared to 2014-2018 July-June average

8% ↓

Advance Peace areas saw an 8% decrease in gun homicides compared to the area averages from 2014-2018.



Cost Savings



\$8.1 M
City savings in year one of advance peace

\$375 k
Annual city costs for Advance Peace

Advance Peace Activities

- 6 Neighborhood Change Agents (NCAs)
- 67 Senior Fellows
- 53 Junior Fellows
- 43 Murders avoided by interrupting imminent gun violence
- 32 Social media conflicts mediated
- 182 Community conflicts mediated that could have escalated into gun violence
- 48 Shootings responded to & Advance Peace helped avoid further retaliatory violence

Deaths & Injuries Prevented

43 Gun assaults and/or murders prevented

\$19-34 M Estimated Cost Savings



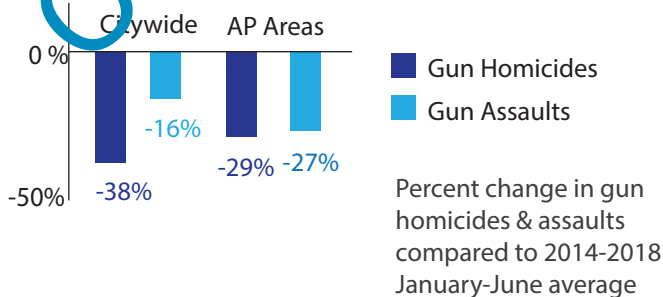
• 1 Shooting with injury
Cost: \$435 K

• 1 Gun homicide
Cost: \$1 M

* Cost Estimates from The Public Policy Institute of CA

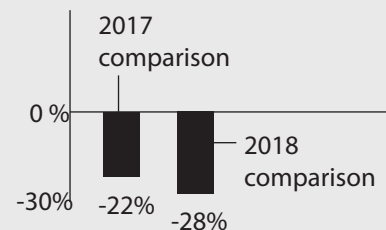
Reductions in Gun Violence

First 6 months: January - June, 2019



Citywide Impacts

January - September, 2019



Percent change in 2019 citywide gun homicides & assaults compared to prior years

Produced by the Institute of Urban and Regional Development | UC Berkeley | for more information contact jcorburn@berkeley.edu

